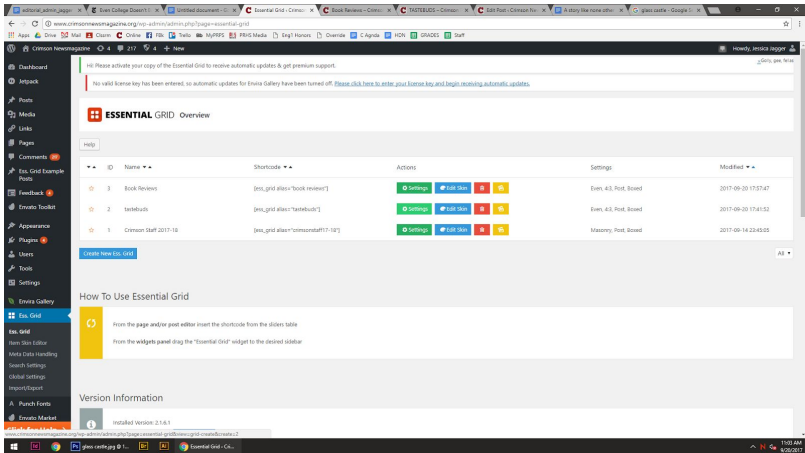


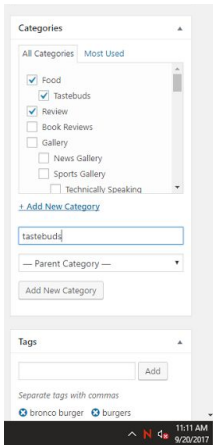
Essential Grid Posts!



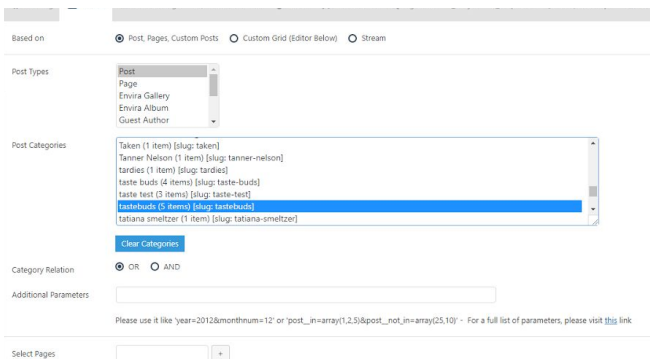
Go to Ess. Grid, create new (in this case we're using one that has already been made)

Title your grid (same name for alias). The posts you're including in the grid will not be set underneath yet (ours are because the grid has already been

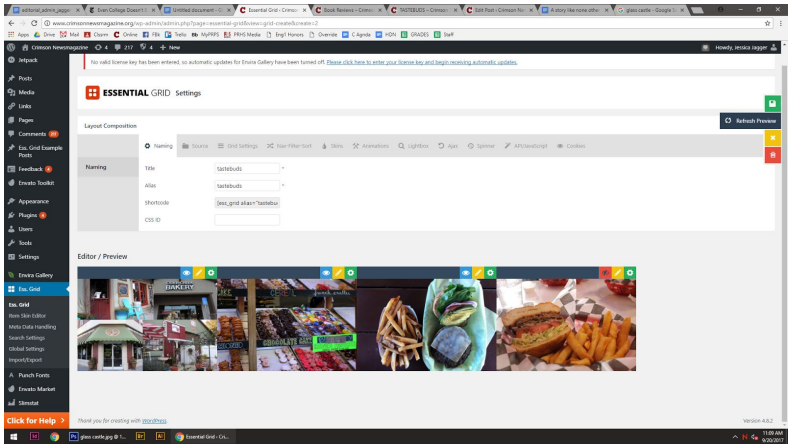
created), instead you will see a group of posts you do not want



Return to posts you'd like to include and hit "Add category". Write the title (in this case, Tastebuds) and check it. Make sure to do this with all posts. If you're planning ahead, it's more convenient to decide on a category ahead of time and check this as you create the posts, then you can immediately add these to your grid.



Save the post and go back to [ess](#). Grid, and select the category you've checked in your posts.



Refresh Preview, check back at “naming” and you should see posts. Anything included in the selected category that is not a part of the desired grid can be removed w/ the eye icon (show/hide from grid)

